

## Gas Detection and the Construction Industry



**Bob Henderson**  
**GfG Instrumentation, Inc.**

1194 Oak Valley Drive, Suite 20, Ann Arbor,  
Michigan 48108

Toll free (USA and Canada): (800) 959-0329

Local: 734-769-0573

Internet: [www.goodforgas.com](http://www.goodforgas.com)



March, 2022

Gas Detection and the Construction Industry

Slide 1



1

## Gas Detection and the Construction Industry

- Webinar goals:
  - Provide overview of gas detection issues and answers for construction industry:
    - Workers
    - Employers
    - Contractors
    - Emergency responders.
  - OSHA 1926 Subpart AA, "Confined Spaces in Construction"
  - What questions should you ask and what issues should you consider when considering gas detection instruments?
  - Asking better questions leads to better solutions, and to better results for your company!



"Terrific 22"  
Exclusive AD-SND  
GfG Promotion



March, 2022

Gas Detection and the Construction Industry

Slide 2



2

## Construction Project Gas Detection Questions

- “Construction” is a very broad category!
- Construction managers deal with extremely wide range of atmospheric hazards, monitoring applications and activities.
- Hazards can be generally present or associated with specific activities (like CS entry).
- A unique challenge is that hazards can change from day to day as different teams are engaged in different activities.
- Managers to anticipate critical requirements ahead of time!



March, 2022

Gas Detection and the Construction Industry

Slide 3



3

## What are your most urgent concerns and problems?

- The more detailed grasp you have of the activities and risks that involve atmospheric hazards, the better.
- Drill down to make sure you understand what is most important.
- Are you currently meeting all requirements?
- Where do you need to make improvements?
- Gas detection issues are not necessarily limited to safety!
  - Toxic exposure limits are getting lower every year!



March, 2022

Gas Detection and the Construction Industry

Slide 4



4



**Construction managers are involved with all types of safety and hygiene gas detection**

- Personal exposure monitoring
- Confined space
- Hot work
- Toxic materials, vapors and gases
- Hazmat and emergency response
- Other activity-based monitoring



March, 2022

Gas Detection and the Construction Industry

Slide 5



5

**What are general causes of atmospheric hazards at construction sites?**


- Where is the construction site?
- What is being constructed?
- What kinds of activities are going on at site?
- What kinds of equipment / materials being used?
- Human factors:
  - Who's in charge?
  - How is communication managed between contractors and teams?
  - How are hazards mitigated / controlled?
  - How are conditions monitored to ensure workers not exposed to hazardous conditions?
- Employer responsibility:
  - General duty clause
    - Each employer shall furnish to each of his employees employment and a place of employment which are free from recognized hazards that are causing or are likely to cause death or serious physical harm to his employees - OSH Act of 1970



6

### What are specific causes of atmospheric hazards at construction sites?

- Pre-existing hazards at site
- Demolition
- Hot work
- Working in or near confined spaces
- Tunneling / underground construction
- Trenching / excavations
- Application or use of solvents, paints, sealants and foam insulation
- Exhaust from diesel and gasoline powered engines and equipment
- Road construction
  - VOCs / asphalt / sealants / paint / CO / NO<sub>2</sub>
- Unique hazards associated with specific project
  - Personal example: Metal plating tank-line at commercial aviation manufacturing plant (HCN)



7

### What are some examples of pre-existing hazards?

- On-going or prior activities during plant expansions
  - Refinery / chemical plant / steel mill / foundry / pulp mill / power generation stations
  - Types of gas hazards: H<sub>2</sub>S, VOC, SO<sub>2</sub>, CO, Cl<sub>2</sub> / NO<sub>2</sub> / combustible gas
- Industrial / soil remediation sites
  - Soil contamination / buried waste
  - Types of gas hazards: H<sub>2</sub>S, VOC, CO, NH<sub>3</sub>, Cl<sub>2</sub>, combustible gas
- Landfills
  - Combustible and CO<sub>2</sub> gas pockets
  - O<sub>2</sub> deficiencies
  - Odors
- Marine sediments / swamps
  - H<sub>2</sub>S, combustible gas, O<sub>2</sub> deficiencies



8

***Presence of atmospheric hazards may not be related to construction: are there special monitoring issues just to get on site?***

- Facilities
  - Battery charging (generation of hydrogen)
  - Combustible liquid cabinets
  - Gas storage areas
  - Spills
  - Leaks
  - Fueling stations (hydrogen or propane)
- Combustion
  - Stack gas (SO<sub>2</sub>, acid gas, NO<sub>2</sub>, NO, CO, CO<sub>2</sub>)
  - Engine exhaust (CO, NO<sub>2</sub>, NO, CO<sub>2</sub>)
  - Accidental or intentional release of contaminants
- Deliberate creation of potentially dangerous atmospheric conditions
  - Nitrogen purging
  - Curing ovens
  - Inert gas actuation



March, 2022

Gas Detection and the Construction Industry


Slide 9



9

***What atmospheric hazards are associated with demolition and hot work?***

- Hot work
  - Riveting, welding, flame cutting or other fire or spark-producing operation
  - Welding gases and byproducts:
    - CO
    - NO<sub>2</sub>
    - SO<sub>2</sub>
    - O<sub>3</sub>
    - Welding fuels (acetylene / ethylene / propylene)
    - Inert gases (argon)
    - O<sub>2</sub> displacement
- Demolition
  - Residual contents in old vessels / tanks / boilers
  - Release (desorption) of toxic or combustible gas trapped in vessel materials



10

**What atmospheric hazards are associated tunneling / underground construction?**



- May fall under MSHA rather than OSHA
  - Monitoring equipment may require additional MSHA certification
  - Hazards include:
    - CO
    - O<sub>2</sub> deficiencies
    - Combustible gas
    - NO<sub>2</sub>
    - H<sub>2</sub>S
    - VOC gases and vapors



March, 2022

Gas Detection and the Construction Industry

Slide 11



11

**What about heavy equipment / vehicle exhaust hazards?**

- Composition of exhaust depends on the type of engine, the type of fuel, available oxygen, and whether the engine is cold or fully warmed up
- Cold engines produce higher emissions of hydrocarbons, nitrogen oxides and carbon monoxide, which diminishes as the engine reaches operating temperature.



March, 2022

Gas Detection and the Construction Industry

Slide 12



12

## What types of construction materials can cause dangerous atmospheric conditions?

- Paints, sealants and coatings used in construction
  - Polymers
  - Paints
  - Resins
  - Sealants
  - Solvents
  - Glue
  - Foam insulation
- Process(es) used to transform or cure materials
  - Chemical reactions
  - Curing / drying
    - May require and consume O<sub>2</sub> during curing
  - Materials may continue to release toxic contaminants over time
    - Example: particle board and formaldehyde



13

## Do confined space rules apply to construction?



- In 1993 OSHA enacted 29 CFR 1910.146 "Permit-Required Confined Spaces"
  - Provisions applied only to general industry work
  - 1910.146 does not apply to industries with their own vertical standards:
    - Agriculture
    - Construction
    - Shipyard employment
- Original intent was to extend 1910.146 to include construction
- However, it was quickly recognized that 1910.146 did not fully address issues unique to the construction industry, such as:
  - Higher employee turnover rates
  - Worksites that change frequently
  - Multi-employer business model

14

## 29 CFR 1926 Subpart AA: Confined Spaces in Construction

- Until recently, this left a gap in construction related CS procedures
- As of 2015, Construction finally has its own standard: 29 CFR 1926 Subpart AA “Confined Spaces in Construction”



15

## Does the Construction CS rule differ with the General Industry CS rule?

- The Construction CS rule is similar in content and organization to the general industry confined spaces standard, but incorporates additional provisions that address construction-specific hazards
- Includes a permit program designed to protect employees from atmospheric and physical hazards associated with work in construction confined spaces



March, 2022

Gas Detection and the Construction Industry

Slide 16



16



## Characteristics of Confined Spaces

- Large enough for worker to enter
- Are not designed for continuous worker occupancy
- Limited openings for entry and exit



March, 2022

Gas Detection and the Construction Industry

Slide 17



17

## Permit Required Confined Spaces

- One or more of the following:
  - Hazardous atmosphere (known or potential)
  - Material with the potential for engulfment
  - Inwardly sloping walls or dangerously sloping floors
 or
  - Contains any other serious safety hazard

CONFINED SPACE ENTRY PERMIT					
<small>All copies of permit will remain at job site until project is completed. Permit is good for one shift only.</small>					
LOCATION AND DESCRIPTION OF CONFINED SPACE		Area: <u>100 Meter</u>			
PURPOSE OF ENTRY	<u>Open Tank</u>	Date:	<u>1-14-98</u>		
DEPARTMENT	<u>SPM</u>	Time:	<u>10:00</u>		
PERSON IN CHARGE OF WORK		<u>Jim Moriarty</u>			
AUTHORIZED ENTRANTS	<u>Jim Moriarty</u>	TIME IN	<u>1:00</u>		
	<u>Jim Moriarty</u>	TIME OUT	<u>3:00</u>		
	<u>Jim Moriarty</u>	TIME IN	<u>1:00</u>		
	<u>Jim Moriarty</u>	TIME OUT	<u>3:00</u>		
<small>Number of workers authorized to enter the permit space shall be noted on this permit and shall not exceed:</small>					
SPECIAL REQUIREMENTS	YES	NO	Special Requirements (cont.)	YES	NO
Lack of Space	<input checked="" type="checkbox"/>	<input type="checkbox"/>	Excavation Protection	<input type="checkbox"/>	<input checked="" type="checkbox"/>
Live or Downed or Buried	<input checked="" type="checkbox"/>	<input type="checkbox"/>	Excavation Protection	<input type="checkbox"/>	<input checked="" type="checkbox"/>
Large Head or Lid	<input checked="" type="checkbox"/>	<input type="checkbox"/>	Excavation Protection	<input type="checkbox"/>	<input checked="" type="checkbox"/>
Structural	<input checked="" type="checkbox"/>	<input type="checkbox"/>	Excavation Protection	<input type="checkbox"/>	<input checked="" type="checkbox"/>
Other	<input checked="" type="checkbox"/>	<input type="checkbox"/>	Excavation Protection	<input type="checkbox"/>	<input checked="" type="checkbox"/>
Communications	<input checked="" type="checkbox"/>	<input type="checkbox"/>	Excavation Protection	<input type="checkbox"/>	<input checked="" type="checkbox"/>
Other	<input checked="" type="checkbox"/>	<input type="checkbox"/>	Excavation Protection	<input type="checkbox"/>	<input checked="" type="checkbox"/>
Atmospheric Testing	<input checked="" type="checkbox"/>	<input type="checkbox"/>	Excavation Protection	<input type="checkbox"/>	<input checked="" type="checkbox"/>
Other	<input checked="" type="checkbox"/>	<input type="checkbox"/>	Excavation Protection	<input type="checkbox"/>	<input checked="" type="checkbox"/>
Atmospheric Testing	F.L.	Yes	No	Test Results	
(Other as noted on permit)	(Other as noted on permit)				
% of Oxygen	20.9				
% of LEL	0				
Other					
Name of Tester	<u>Jim Moriarty</u>				
INSTRUMENTS USED	NAME	TYPE	IBSN	NO.	
	<u>McLeod II</u>	<u>02 analyzer</u>			
ATTENDES BY	<u>Jim Moriarty</u>	SIGNATURE			
	<u>Jim Moriarty</u>	(Typed Name)			
EMERGENCY RESPONSE NOTIFICATION NUMBERS					
AMBULANCE	<u>911</u>	FIRE	<u>911</u>	RESCUE	<u>911</u>
ENTRY SUPERVISOR AUTHORIZATION: <u>Jim Moriarty</u> DATE: <u>1-14-98</u>					



March, 2022

Gas Detection and the Construction Industry

Slide 18



18

## General Requirements

- Options for entry into Permit Required Confined Space (PRCS)
  - Reclassification
  - Alternate entry procedures
  - Permit program

The image shows several overlapping safety forms. At the top right is a 'Temporary Reclassification' form for a 'Mixer in High Bay Area'. Below it is a 'Confined Space Entry Program' form with an 'Alternate Entry Certification' for a 'Chemical Tank'. The largest form is a 'CONFINED SPACE ENTRY PERMIT' for a 'Mixer in High Bay Area'. It includes fields for location, date, time, and a detailed table for atmospheric testing results. The permit is signed by Jim McHenry on 1/14/09.

19

## Under 1910.146, after construction, these are normally non-permit confined spaces

- Large enough for worker to enter
- Are not designed for continuous worker occupancy
- Limited openings for entry and exit
- However, there are no other serious safety hazards



20

**Under 1926 Subpart AA, during construction, these can easily be permit confined spaces!**



- It depends on what is being done at that moment in the construction process
- For example:
  - Sealant is being applied in the crawl space, the atmosphere may be hazardous due to toxic vapors
  - O<sub>2</sub> catalyzed sealants and freshly poured concrete absorb oxygen while curing, which can lead to O<sub>2</sub> deficiency



March, 2022

Gas Detection and the Construction Industry

Slide 21



21

### ***Types of confined spaces covered by 1926 Subpart AA***

- 29 CFR 1926 includes a lengthy list of confined spaces that are covered by the new rule
- The list includes many types of spaces that are not usually deemed to be permit confined spaces under the general industry rule (29 CFR 1946)



March, 2022

Gas Detection and the Construction Industry


Slide 22



22

## Have you made a complete survey of the permit confined spaces at the site?

- Boilers
- Manholes (sewer, storm drain, electrical, communication, utility, etc.)
- Precast concrete manhole units
- Tanks (fuel, chemical, water, other liquid, solid or gas)
- Incinerators
- Concrete pier columns
- Sewers and storm drains
- Transformer vaults
- Heating, ventilation, and air-conditioning (HVAC) ducts
- Cesspools
- Mixers/reactors
- Bag houses
- Turbines
- Silos
- Chillers



<https://www.osha.gov/Publications/OSHA3825.pdf>



23

## Are confined spaces always fully enclosed?

- Open-topped water tanks
- Digesters and lift stations
- Bins
- Degreasers
- Pits (elevator, escalator, pump, valve, etc.)

<https://www.osha.gov/Publications/OSHA3788.pdf>

### OSHA FactSheet

#### Confined Spaces in Construction: Pits

Confined spaces can present conditions that are immediately dangerous to workers if not properly identified, evaluated, tested, and controlled. This fact sheet highlights many of the confined space hazards associated with pits and how employers can protect their workers in these environments.

OSHA has developed a new construction standard for Confined Spaces (29 CFR 1926 Subpart JAC) - any space that meets the following three criteria:

- Is large enough for a worker to enter to
- Has limited means of entry or exit, and
- Is not designed for continuous occupancy.

A space may also be a permit-required confined space if it has a realistic possibility, the potential for engulfment or asphyxiation, a layout that might trap a worker through converging walls or a sloped floor, or any other serious safety or health hazard.

#### Fatal Incidents

Confined space hazards in pits have led to worker deaths. Several tragic incidents included:

- Two workers suffocated while attempting to close gates to a water pit.
- A worker fell 100 feet into a water pit while climbing over a ladder into an unventilated confined space next to him on water valves.
- While repairing a steam-operated vertical pump, an equipment repair technician died from burns and asphyxiation after falling into an unventilated water pit.

#### Testing

The new Confined Spaces standard requires employers to ensure that their workers know about the hazards, location, and design plans for each permit-required confined space, and that they may not enter such spaces without authorization.

Employers must train workers involved in permit-required confined space operations so that they can perform their duties safely and understand

the hazards in permit spaces and the methods used to isolate, control or protect workers from these hazards. Workers authorized to perform entry rescue must be trained on the dangers of attempting such rescues.

#### Safe Entry Requirements

The new Confined Spaces standard includes several requirements for safe entry.

**Preparation:** Before workers can enter a confined space, employers must provide pre-entry planning. This includes:

- Having a competent person evaluate the work site for the presence of confined spaces, including permit-required confined spaces.
- Once the space is identified as a permit-required confined space, identifying the means of entry and exit, proper ventilation methods, and elimination or control of all potential hazards in the space.
- Ensuring that the air in a confined space is tested before workers enter for oxygen levels, flammable and non-flammable and oxidized atmospheres.
- If a permit is required for the space, reviewing or controlling hazards in the space and determining rescue procedures and necessary equipment.

If the air in a space is not safe for workers, an atmospheric control or protective air system is necessary so that employees can safely work in the space.

**Ongoing practices:** After pre-entry planning, employers must ensure that the space is monitored for hazards, especially atmospheric hazards. Ongoing communication is important because there can be multiple contractors operating on a site, each with its own workers.



24

## Does the construction CS rule apply to crawl spaces and attics?

- Even if the space is not a PRCS after construction, it may represent a dangerous permit space at certain stages during construction
  - The rule includes residential as well as commercial and industrial construction
- Confined space hazards in crawl spaces and attics have led to worker deaths:
  - Two workers died while applying primer to floor joists in a crawl space. They were burned when an incandescent work lamp ignited vapors from the primer.
  - A flash fire killed a worker who was spraying foam insulation in an enclosed attic. The fire was caused by poor ventilation.



25

## What are the General Requirements?




- Employers Must:
  - Identify Confined Space hazard areas
  - Inform employees by posting signs where feasible
  - Prevent entry by unauthorized persons

26

## What are the General Requirements?

- Employers Must:
  - Establish procedures and practices to allow safe entry (Permit system)
  - Train employees / verify workers are competent
    - Certification as “competent worker”
    - Only workers who have been assigned and trained to work in a permit space may do so.
  - Ensure required equipment is available and used
  - Control hazards where possible through engineering or work practices



<https://www.osha.gov/Publications/OSHA3825.pdf>



March, 2022

Gas Detection and the Construction Industry

Slide 27



27

## What are the General Requirements?

- Employers Must:
  - Protect entrants from external hazards
  - Enforce established procedures
  - Ensure procedures and equipment necessary for rescue
    - Calling 911 after the accident occurs is not a plan!

<https://www.osha.gov/Publications/OSHA3849.pdf>

**OSHA FactSheet**

**Is 911 your Confined Space Rescue Plan?**

Permit required confined spaces can present conditions that are immediately dangerous to workers' lives or health if not properly identified, evaluated, tested and controlled.

OSHA has developed a standard for Confined Spaces in Construction (29 CFR 1926 Subpart AJ) for any space that meets all of the following criteria:

- Is large enough for a worker to enter;
- Has limited means of entry or exit; and
- Is not designed for continuous occupancy.

One provision of the standard requires employers to develop and implement procedures for summoning rescue or emergency services in permit required confined spaces. An employer who relies on local emergency services for assistance is required to meet the requirements of 1926.1211 – Rescue and emergency services.

OSHA recognizes that not all rescue services or emergency responders are trained and equipped to conduct confined space rescues. When employers identify an off-site rescue service, it is critical that the rescuers can protect their employees. The emergency services should be familiar with the exact site location, types of permit required confined spaces and the necessary rescue equipment.

**For Employers**

Calling emergency responders to provide rescue services can be a viable way of providing for rescue in a permit required confined space. This planning will ensure that the emergency service is capable, available and prepared.

Prior to the start of the rescue work operation, employers must evaluate prospective emergency responders and select one that has:

- Adequate equipment for rescues, such as atmospheric monitors, fall protection, extraction equipment, and self-contained breathing apparatus (SCBA) for the particular permit required confined spaces.

The ability to respond and conduct a rescue in a timely manner based on the site conditions and its ability of conducting a rescue in face with potential hazards specific to the space. Such hazards may include:


- Atmospheric hazards (e.g., flammable vapors, low oxygen)
- Electrocution (e.g., unprotected, energized wires)
- Flooding or engulfment potential
- Poor lighting
- Fall hazards
- Chemical hazards

Employers must also:

- Agree to notify the employer in the event that the rescue team becomes unavailable.

Employers must also:

- Ensure the emergency responders of potential hazards when they are called to perform a rescue at the worksite, and





March, 2022

Gas Detection and the Construction Industry

Slide 28



28



### **What are the requirements for rescue plans and procedures?**

- Self rescue: Entry procedures should aim at getting workers out under their own power BEFORE conditions become life threatening
- Non-entry rescue: Second best approach is to use procedures that allow rescue without having to enter the space
- Rescuer entry: Least desirable, highest risk, most equipment and personnel intensive approach



29

### **1926 Subpart AA: Increased emphasis on communication**

- Workers and contractors at construction site can change from day to day
- The Entry Employer must ensure that all Entry Supervisors, Authorized Entrants and Attendants are properly trained, and that they properly follow the requirements of the Employer's confined space entry program
- Whenever responsibility for a PRCS is transferred the Entry Supervisor determines that entry operations remain consistent with terms of the entry permit and that acceptable entry conditions are maintained



March, 2022

Gas Detection and the Construction Industry

Slide 30



30

## 1926.1203(e)(2): Requires calibrated direct reading instrument

- Perform “bump test” or “calibration check” on all sensors before each day's use
- Calibrate and maintain instrument per manufacturer requirements
- Maintain records that prove these requirements are being met
- GfG Application Note 1007: Calibration and Bump Test Requirements

### AP 1007: Calibration and Bump Test Requirements for Direct Reading Portable Gas Monitors

Manufacturers and regulatory agencies agree the safest and most conservative approach is to perform a functional test by exposing your gas detector to test gas before each day's use.

Oxygen deficiency, explosive atmospheres, and exposure to toxic gases and vapors cause hundreds of deaths every year. The atmospheric conditions that lead to these accidents and fatalities are usually invisible to the workers who are involved. The only way to ensure atmospheric conditions are safe is to use an atmospheric monitor. The only way to know whether an instrument is capable of proper performance is to expose it to test gas. Exposing the instrument to known concentration test gas verifies that the gas is properly able to reach and be detected by the sensor. It verifies the proper performance of the instrument's alarm, and if the instrument is equipped with a real-time display, that the reading is accurate.

It is not possible to fully document the performance of your atmospheric monitors can leave you open to regulatory citations or fines, or even an increased liability exposure in the event that a worker is injured in an accident.

There has never been a consensus among manufacturers regarding how frequently direct-reading portable gas detectors need to be calibrated. However, manufacturers do agree that the safest and most conservative approach is to verify the performance of the instrument by exposing it to test gas before each day's use. Performing a functional “bump test” is very simple and takes only a few seconds to accomplish. It is not necessary to make a calibration adjustment unless the readings are found to be inaccurate. The regulatory standards that govern confined space entry and other activities that include the use of direct-reading instruments are in agreement with this approach.

However, the definition of “bump test” has always been a little slippery. Some manufacturers interpret “bump test” as a “bump test” that provides a qualitative evaluation of the instrument's ability to detect gas and a “calibration check” that verifies that the functional of the instrument is proper to known concentration test gas is within the manufacturer's requirements for accuracy. All manufacturers agree that instruments that fail either a “bump test” or “calibration check” should be put through a “full calibration” before further use.

**ISA Statement on Validation of Operation for Direct Reading Portable Gas Monitors**

The International Safety Equipment Association (ISEA) is the leading international organization of manufacturers of safety equipment, including environmental monitoring instruments. The ISA is committed to protecting the health and safety of workers through the development of workplace standards and the education of users on safe work practices and exposure prevention. In 2010 the ISA updated their protocol for “Validation of Operation for Direct Reading Portable Gas Monitors” to clarify the Association's recommendations for the procedures used to verify proper operation, and the accuracy of the readings.

The protocol was designed to emphasize to OSHA and other regulatory agencies, besides the importance of verifying the calibration of instruments used to monitor the atmosphere in potentially hazardous locations, to clarify the differences



Figure 1: Performing a functional “bump test” by exposing the instrument to test gas takes only a few seconds to perform.

**GfG Instrumentation**  
Worldwide Manufacturer of Gas Detection Solutions  
www.goodfingas.com

31

## Bump test and calibration definitions and requirements

- OSHA definition of “bump test”
  - Exposure to test gas to activate alarms for all sensors
  - No adjustment of sensors
  - Required “Before each day's use”
- OSHA definition of “calibration check”
  - Instrument exposed to known concentration calibration gas
  - Sensor readings must stabilize within tolerance of manufacturer specification
  - No adjustment of sensors
- Calibration
  - Two steps: adjustment of sensors to fresh air values, then adjustment of sensors using calibration gas
  - Calibrate whenever instrument fails daily check or as specified by manufacturer

The screenshot shows the OSHA website page for 'Calibrating and Testing Direct-Reading Portable Gas Monitors'. The page includes the OSHA logo, navigation tabs, and the main content area with the document title and introduction text.

<https://www.osha.gov/dts/shib/shib093013.html>

32



### Docking stations

- Make performing “Bump check” and “Calibration” easy and automatic
- Verifies readings are accurate
- Verifies audible alarms and LED alarms are properly activated when exposed to gas
- Documents the results



Report Generator Summary for DS400 Series

Serial Number	Model	Scale	Scale Factor	Unit	Manufacturer	Model Name	Calibration Date	Calibration Type	Calibration Result	Calibration Status
1011-04-01-14-04	G400	11000000	1.00	PPM	BRISTOL	BRISTOL	1/11/2012	Factory	100.0	Pass
1011-04-01-14-05	G400	11000000	1.00	PPM	BRISTOL	BRISTOL	1/11/2012	Factory	100.0	Pass
1011-04-01-14-06	G400	11000000	1.00	PPM	BRISTOL	BRISTOL	1/11/2012	Factory	100.0	Pass
1011-04-01-14-07	G400	11000000	1.00	PPM	BRISTOL	BRISTOL	1/11/2012	Factory	100.0	Pass
1011-04-01-14-08	G400	11000000	1.00	PPM	BRISTOL	BRISTOL	1/11/2012	Factory	100.0	Pass
1011-04-01-14-09	G400	11000000	1.00	PPM	BRISTOL	BRISTOL	1/11/2012	Factory	100.0	Pass
1011-04-01-14-10	G400	11000000	1.00	PPM	BRISTOL	BRISTOL	1/11/2012	Factory	100.0	Pass
1011-04-01-14-11	G400	11000000	1.00	PPM	BRISTOL	BRISTOL	1/11/2012	Factory	100.0	Pass
1011-04-01-14-12	G400	11000000	1.00	PPM	BRISTOL	BRISTOL	1/11/2012	Factory	100.0	Pass
1011-04-01-14-13	G400	11000000	1.00	PPM	BRISTOL	BRISTOL	1/11/2012	Factory	100.0	Pass
1011-04-01-14-14	G400	11000000	1.00	PPM	BRISTOL	BRISTOL	1/11/2012	Factory	100.0	Pass
1011-04-01-14-15	G400	11000000	1.00	PPM	BRISTOL	BRISTOL	1/11/2012	Factory	100.0	Pass
1011-04-01-14-16	G400	11000000	1.00	PPM	BRISTOL	BRISTOL	1/11/2012	Factory	100.0	Pass
1011-04-01-14-17	G400	11000000	1.00	PPM	BRISTOL	BRISTOL	1/11/2012	Factory	100.0	Pass
1011-04-01-14-18	G400	11000000	1.00	PPM	BRISTOL	BRISTOL	1/11/2012	Factory	100.0	Pass
1011-04-01-14-19	G400	11000000	1.00	PPM	BRISTOL	BRISTOL	1/11/2012	Factory	100.0	Pass
1011-04-01-14-20	G400	11000000	1.00	PPM	BRISTOL	BRISTOL	1/11/2012	Factory	100.0	Pass
1011-04-01-14-21	G400	11000000	1.00	PPM	BRISTOL	BRISTOL	1/11/2012	Factory	100.0	Pass
1011-04-01-14-22	G400	11000000	1.00	PPM	BRISTOL	BRISTOL	1/11/2012	Factory	100.0	Pass
1011-04-01-14-23	G400	11000000	1.00	PPM	BRISTOL	BRISTOL	1/11/2012	Factory	100.0	Pass
1011-04-01-14-24	G400	11000000	1.00	PPM	BRISTOL	BRISTOL	1/11/2012	Factory	100.0	Pass
1011-04-01-14-25	G400	11000000	1.00	PPM	BRISTOL	BRISTOL	1/11/2012	Factory	100.0	Pass
1011-04-01-14-26	G400	11000000	1.00	PPM	BRISTOL	BRISTOL	1/11/2012	Factory	100.0	Pass
1011-04-01-14-27	G400	11000000	1.00	PPM	BRISTOL	BRISTOL	1/11/2012	Factory	100.0	Pass
1011-04-01-14-28	G400	11000000	1.00	PPM	BRISTOL	BRISTOL	1/11/2012	Factory	100.0	Pass
1011-04-01-14-29	G400	11000000	1.00	PPM	BRISTOL	BRISTOL	1/11/2012	Factory	100.0	Pass
1011-04-01-14-30	G400	11000000	1.00	PPM	BRISTOL	BRISTOL	1/11/2012	Factory	100.0	Pass

33

### Monitor and ventilate continuously

- Before entry it is mandatory to determine that the CS atmosphere is safe!
- Many accidents result from changes in the CS atmosphere which occur after the entry is initiated
- Monitoring determines the air is safe, ventilation keeps it that way
- The only way to pick up changes before they become life threatening is to monitor continuously!



34

### What are the most common CS atmospheric hazards?

- Oxygen deficiency
- Oxygen enrichment
- Presence of toxic gases
- Presence of combustible gases
- Typically use a 4 gas or 5 gas detector with:
  - LEL
  - O<sub>2</sub>
  - CO
  - H<sub>2</sub>S
  - PID



35

### What are volatile organic compounds (VOCs)?

- VOCs are organic chemicals or mixtures characterized by tendency to evaporate easily at room temperature
- Familiar VOCs include:
  - Solvents
  - Paint thinner
  - Nail polish remover
  - Gasoline
  - Diesel
  - Heating oil
  - Kerosene
  - Jet fuel
  - Benzene
  - Butadiene
  - Hexane
  - Toluene
  - Xylene
  - Many others

36

## Why use photoionization detector equipped instruments?

- For most VOCs, long before you reach a concentration sufficient to register on a combustible gas indicator, you will have easily exceeded the toxic exposure limits for the contaminant
- PID equipped instruments are generally the best choice for measurement of VOCs at exposure limit concentrations
- Whatever type of instrument is used to measure these hazards, it is essential that the equipment is used properly, and the results are correctly interpreted



March, 2022

Gas Detection and the Construction Industry

Slide 37



37

## There are many new developments in gas detection!

- New products
- New sensors
- Wireless communication
- Integrated fixed and portable networks
- Third party support through call centers
  - Emergency response
  - Record keeping and notifications
  - Internet based maintenance programs



March, 2022

Gas Detection and the Construction Industry

Slide 38



38

## What brand(s) and model(s) of gas detection equipment do you currently use?

- Before making a change or investigating new products, make sure you understand your current products and requirements
  - If you are not sure, make sure to find out the brands and models currently in service.
  - Make sure you understand the capabilities; the strong points as well as the weak points, of the products you are currently using.
- Ask the manufacturers or distributors of the products you work with (or are interested in) for help.
  - Download specifications and comparison charts if the manufacturer has them.
  - Discuss ways the manufacturer and distributor can help meeting your needs with regards to product, capabilities or support.



March, 2022

Gas Detection and the Construction Industry

Slide 39



39

## How well is your current equipment performing?

- This is a critical starting point in the conversation.
  - Are you generally happy?
  - Are you experiencing problems?
  - How old is your current equipment?
  - What features have you heard about that you are interested in?
  - What brand(s) and model(s) of gas detectors are you considering?
  - What are the alternatives?
- Distributors are a great source for product information!
- When in doubt, or with regards to advanced technical questions, ask the manufacturer!



March, 2022

Gas Detection and the Construction Industry

Slide 40



40

## Avoid being overly focused on price!

- Eventually, the decision of whether to proceed involves price and affordability.
- However, there is a difference between the initial purchase price and the true cost of ownership.
  - The questioning process is designed to uncover your needs, and what would provide the optimal solution.
  - Once you fully identify the problems and how the new product is going to help, it's easier to understand the costs.
  - Once you have clarified the tradeoff between benefits and costs is when to widen or restrict choices as a function of price.



March, 2022

Gas Detection and the Construction Industry

Slide 41



41

## Identify "cost of ownership" issues

- Are you spending a fortune keeping your current equipment in service?
- Are you being charged a monthly fee for reports and factory support?
- Do you trust your gas detectors?
- Do you have many sensor failures?
  - If so, what kinds of sensors are failing?
- Do you have battery problems?
  - Do the instruments run long enough on a single charge or set of batteries?
- How often do you test and calibrate your instruments?
  - Do you do it yourself or use a service?
- Are there any special conditions or contaminants that are causing problems?
- Do you feel you are currently getting a good deal?



March, 2022

Gas Detection and the Construction Industry

Slide 42



42

## ***Do you have plans to update, replace or change the equipment you are currently using?***

- If you have relationships with gas detection manufacturers and distributors you trust, get them involved!
  - Distributors generally have more than one manufacturer option.
  - Gas detection manufacturers are happy to discuss issues directly with end-user customers.
  - The Internet and social media are terrific tools for finding out what's new, and what customers have to say.
  - You have multiple sources of information!
- Gas detection decisions are often made by a group of individuals who have different roles in the decision process, including process or facilities management, safety, hygiene, purchasing, and (often) union representatives.
  - Make sure you don't leave anyone out!
  - The same issue often looks considerably different to a manager with different responsibilities.



March, 2022

Gas Detection and the Construction Industry

Slide 43



43

## ***Who is currently looking after your instruments?***

- Do you do it yourself, use a third-party service, or work directly with the factory?
- If you like the equipment you are currently using, and want to keep it in service, you might want to talk about maintenance agreements or refurbishment programs.
- Ask your local distributor whether they offer calibration or repair services.
- Ask your current manufacturer whether they have factory maintenance programs, or a loaner or replacement instrument policy.
- You should expect excellent after the sale support!



March, 2022

Gas Detection and the Construction Industry

Slide 44



44

### Multi-gas portable instrument considerations

- Do you have other gases of concern beyond the basic four most common atmospheric hazards (O<sub>2</sub>, LEL, CO and H<sub>2</sub>S)?
  - SO<sub>2</sub>?
  - VOCs?
  - Benzene?
  - Hydrogen?
  - CO<sub>2</sub>?
  - NO<sub>2</sub>?
  - Other gases?



March, 2022

Gas Detection and the Construction Industry

Slide 45



45

### In terms of units sold, personal protection is the largest gas detection segment

- For personal protection instruments do you mostly use:
  - Single gas H<sub>2</sub>S?
  - 4 gas meters?
  - Other single gas meters?
  - H<sub>2</sub>S is still the most common single gas instrument, with CO a distant second, but don't overlook other toxic gases that may be present at a particular site.
- Some of the other most commonly used personal single gas instruments include:
  - NO<sub>2</sub>
  - SO<sub>2</sub>
  - Ozone
  - PID
  - As well as many others!



March, 2022

Gas Detection and the Construction Industry

Slide 46



46

## How do you sample the atmosphere from within the confined space?

- What instruments are you considering?
  - Is the instrument a diffusion only design?
  - Does the instrument have an attachable sample pump?
  - Does the instrument have a built-in pump?
  - Does the instrument have the option of switching from diffusion to sampling by means of the built-in pump?



March, 2022

Gas Detection and the Construction Industry


Slide 47



47

## What types of battery and charging technology are available?

- Does the instrument have an internal or interchangeable battery packs?
- Alkaline option?
- What type of rechargeable battery?
  - Li Ion?
  - NiMH?
- Cold temperature performance?
- Charging options
  - Cradle?
  - Wall power / USB adapter?



March, 2022

Gas Detection and the Construction Industry

Slide 48



48



## What about periodic testing and calibration?

- How often do you perform a bump test?
  - Before each day's use?
  - Do you keep bump test kits (with gas) with the instruments?
  - How do you prove your instruments have been bumped?
  - What do you do if you fail a bump test?
- How often do you perform a full calibration?
  - Do you use a docking station for bump tests and calibrations?
  - How do you prove your instruments are properly maintained and calibrated?
  - How do you retain maintenance and calibration records?
- Is your current strategy working?
  - Is it easy?



March, 2022

Gas Detection and the Construction Industry

Slide 49



49

## Are your gas detectors wirelessly enabled (or are you considering this option)?

- Most manufacturers now offer a “wireless” communication option.
  - Each manufacturer has its own strategy, with its own benefits and limitations.
  - Make sure you understand the wireless options and competitive benefits!
- Common communication methods:
  - Blue Tooth
  - Cellular
  - ISM RF
- Do you intend to use wireless communication during CS entry?
  - How do you get the information out of the space?



March, 2022

Gas Detection and the Construction Industry

Slide 50



50

## Have you addressed "third-party" issues?

- Do you intend to use a remote call center service to coordinate emergency response?
- Do you intend to use a third-party rescue service (such as a corporate emergency response team, or the local fire department)?
- How will you coordinate real-time emergency information with all involved parties?



March, 2022

Gas Detection and the Construction Industry

Slide 51



51

## What about after the sale support?

- Satisfaction is a function of ongoing support.
  - Atmospheric monitors and systems are life critical safety equipment.
  - You should expect excellent after the sale support!
- Don't forget to consider:
  - Warranty
    - Sensors
    - Instrument
- Technical support
  - Is your vendor there to provide help?
- Training
  - Videos?
  - In person?
  - Internet resources?



March, 2022

Gas Detection and the Construction Industry

Slide 52



52

### Exclusive Limited Time Offer

- Exclusive limited time "Terrific 22" special offer available **only** from your Safety Network Distributor
  - Extra savings on our industry leading GfG Confined Space and Multigas instruments
  - Special kits and configurations for construction industry customers
- **Free** no obligation gas detection safety assessment from the experts at your local Safety Network Distributor
  - Find out if your Construction and Confined Space Gas Detection Program is safe and compliant
  - Whatever your application, chances are your Safety Network Distributor experts have seen it and solved it!



March, 2022

Gas Detection and the Construction Industry

Slide 53



53

### Complete kits specifically designed for Construction / Contractor customers

- Special Safety Network price
- Complete G450 ecoBump kit with G450 with O<sub>2</sub>, LEL, CO and H<sub>2</sub>S sensors, push-button regulator, cylinder of test gas and foam lined carrying case.
- Each compact ecoBump cylinder provides up to 250 daily bump tests!
- Available with alkaline AA or rechargeable NiMH battery packs



2022 GfG MSRP: \$1120.00  
"Terrific 22" Partner Price: \$995.00



March, 2022

Gas Detection and the Construction Industry


Slide 54



54

### Why sign up for a free assessment?

- Finding out ways to improve worker safety
- Recognizing what's needed to for regulatory compliance
- Special savings on the industry leading gas detectors from GfG Instrumentation
- Confidence you know the best solution!



### Request a **FREE** gas detection safety assessment from the experts at your local AD – Safety Network Distributor

Find Out if Your Construction and Confined Space Gas Detection Program is Safe and Compliant.

Whatever your application, chances are your Safety Distributor experts have seen it and solved it. They are here to help.

#### What's in it for you?

- A yours-to-keep listing of recommendations
- Knowing what's needed to keep your workers safe
- Knowing what's needed to ensure compliance
- Confidence you know the best solution
- Special savings on the industry leading gas detectors from GfG Instrumentation

**Signup for your no-obligation assessment today!**

First Name

Last Name

Work email

Company

Job title


Phone number

City

State

Zip/Postal Code

**Register**



55

### Brand new, totally awesome, updated GfG website

- Official kickoff for new website is later this month
- However, it is already up and running!
- To access the "beta" version use: [www.gfgsafety.com/us-en](http://www.gfgsafety.com/us-en)
- Once we go live, [www.goodforgas.com](http://www.goodforgas.com) will redirect
- In a nutshell G999: [https://www.youtube.com/embed/kqSo\\_u-MUu](https://www.youtube.com/embed/kqSo_u-MUu)
- In a nutshell G888: <https://www.youtube.com/embed/-q0KIRJ62HU>





Polytor III G999C

Personal safety and gas sampling

[» More details](#)

56

## Questions?

Thank you!

For additional information or  
gas detection help:

Bob Henderson  
[bhenderson@goodforgas.com](mailto:bhenderson@goodforgas.com)

GfG Technical Support:  
[service@goodforgas.com](mailto:service@goodforgas.com)  
USA and Canada: 800-959-0329  
Local: 1-734-769-0573



March, 2022

Gas Detection and the Construction Industry

Slide 57

